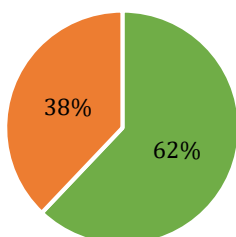


**ENROLLMENT**
**Enrollment by Headcount (Unduplicated)**

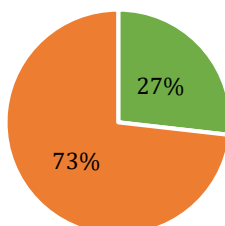
	2015-2016	2016-2017	2017-2018
Curriculum Programs	7,188	7,302	7,429
Continuing Education	8,496	8,423	8,084
<i>Basic Skills*</i>	(3,254)	(3,041)	(2,917)
Overall Unduplicated Headcount**	18,469	18,315	18,430

\**Basic Skills* totals are also included in Continuing Education enrollment totals.

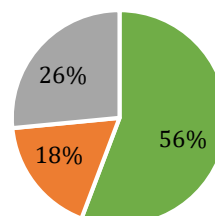
\*\*Because students may be enrolled in both curriculum and Continuing Education courses, subtotals will not equal the total when added together.

**CURRICULUM STUDENT DEMOGRAPHICS (Fall 2018) N = 5,422**
**Gender**


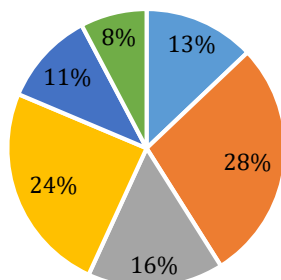
■ Female ■ Male

**Course Load**


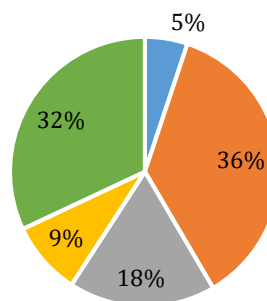
■ Full-time ■ Part-time

**County**


■ Durham ■ Orange ■ Outside Service Area

**Age Group**


■ 17 and under ■ 18-21  
■ 22-25 ■ 26-35  
■ 36-45 ■ 46 and older

**Ethnicity**


■ Asian or Pacific Islander ■ Black, Non-Hispanic  
■ Hispanic ■ Other/Unknown/Multiple  
■ White, Non-Hispanic

The median\* age of Fall 2018 curriculum students is 24.

\*Median is the middle number when the data are arranged from least to greatest. It is a more accurate representation since it eliminates the effects that outliers have on the mean.

**COMPLETIONS (2017 - 2018)**

Curriculum Programs	Number	Continuing Education	Number	Adult High School & GED®	
Associate:	435	Fire Protection	1,698	AHS	36
Certificate:	384	Emergency Medical Services	2,305	High School Equivalency	128
Diploma:	26	Nurse Aide I & II	158	<b>Total</b>	<b>164</b>
<b>Total Credentials:</b>	<b>845</b>	Phlebotomy	33		
<b>Total Graduates:</b>	<b>733</b>	Esthetician Technology	27		
		<b>Total Credentials</b>	<b>4,221</b>		
		<b>Total Completers</b>	<b>1,262</b>		

**COURSE SECTIONS BY DELIVERY METHOD (Fall 2018)**

Traditional Seated	483	Internet	227
Hybrid	111	Cooperative	1

**CURRICULUM PROGRAMS (2017 – 2018)**

<u>Department</u>	<u>Number of Programs of Study</u>	<u>Number of Awards Available</u>
Arts, Sciences, and University Transfer	5	5
Public Safety	5	8
Career Technologies	20	68
Center for the Global Learner	1	2
<u>Health Technologies</u>	<u>13</u>	<u>25</u>
<b>Total</b>	<b>44</b>	<b>108</b>

**FINANCIAL PROFILE**

<u>Students Receiving Financial Aid</u>			<u>Revenue and Expenditures</u>		
	<u>2016-17</u>	<u>2017-18</u>		<u>2016-17</u>	<u>2017-18</u>
<b>Number of Students</b>	3,187	3,182	<b>Operating Revenue</b>	\$7,544,083	\$8,650,205
<b>Total Award Amount</b>	\$16,900,841	\$15,427,149	<b>Non-Operating</b>	\$35,118,796	\$38,195,710
<b>Average Award Amount</b>	\$5,303	\$4,931	<b>Total Revenue</b>	\$42,662,879	\$46,845,916
<b>Total Disbursed Amount</b>	\$13,725,612	\$13,049,976	<b>Total Expenditures</b>	\$46,983,270	\$45,591,150
<b>Average Disbursed</b>	\$4,307	\$4,171			

**FACULTY AND STAFF (2017 – 2018)**

**Full-Time**  
342 Personnel (137 Faculty and 205 Staff)

**Part-Time\***  
743 Personnel (624 Faculty and 119 Staff)  
\*Includes Continuing Education faculty and work-study students

**LIBRARY (July 1, 2017 – June 30, 2018)**

Physical Books	35,556	Digital/Electronic Books	198,347	Databases	98
General Circulation	9,777	Interlibrary Loan Items Provided	200	Physical Media	3,400
Digital/Electronic Circulation	5,033	Interlibrary Loan Items Received	162	Digital/Electronic Media	30,674

**FACILITIES**

	<u>Campus Size (Acres)</u>	<u>Campus Size (Sq. Ft.)</u>	<u>Parking Spaces</u>	<u>Buildings</u>
Main Campus	83	413,900	1,958	12
Northern Durham Center	28	38,800	260	2
Orange County Campus	20	40,000	200	1

**PROGRAMS WITH ADDITIONAL CERTIFICATION / ACCREDITATION**

Associate Degree Nursing	Early Childhood Education	Pharmacy Technology
Automotive Systems Technology	Health Information Technology	Practical Nursing
Basic Law Enforcement	Medical Assisting	Surgical Technology
Dental Laboratory Technology	Occupational Therapy Assistant	Respiratory Therapy
Emergency Medical Services	Opticianry	

**CONTACT INFORMATION**

Main Campus	1637 Lawson Street, Durham, NC 27703	919-536-7200
Northern Durham Center	2401 Snow Hill Road, Durham, NC 27712	919-536-7240
Orange County Campus	525 College Park Road, Hillsborough, NC 27278	919-536-7238
Social Media	<a href="#">Facebook</a> <a href="#">Twitter</a> <a href="#">YouTube</a> <a href="#">Linked In</a>	