

COLLEGE PROFILE 2018-2019

ENROLLMENT

Enrollment by Headcount (Unduplicated)

	2016-2017	2017-2018	2018-2019
Curriculum Programs	7,302	7,429	7,478
Continuing Education	8,423	8,084	8,927
<i>Basic Skills*</i>	(3,041)	(2,917)	(2,553)
Overall Unduplicated Headcount**	18,315	18,430	18,958

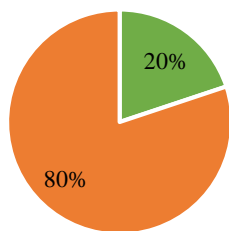
*Basic Skills totals are also included in Continuing Education enrollment totals.

**Because students may be enrolled in both curriculum and Continuing Education courses, subtotals will not equal the total when added together.

CURRICULUM STUDENT DEMOGRAPHICS (Fall 2019) N = 5,747

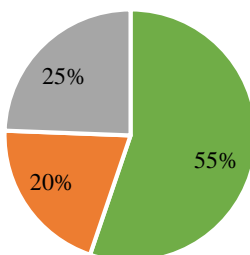
Course Load

■ Full-time ■ Part-time



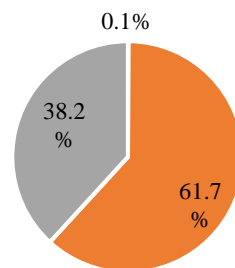
County

■ Durham ■ Orange ■ Outside Service Area

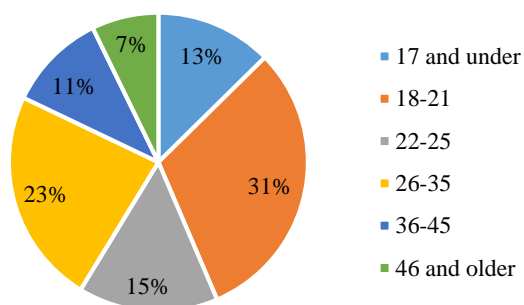


Sex

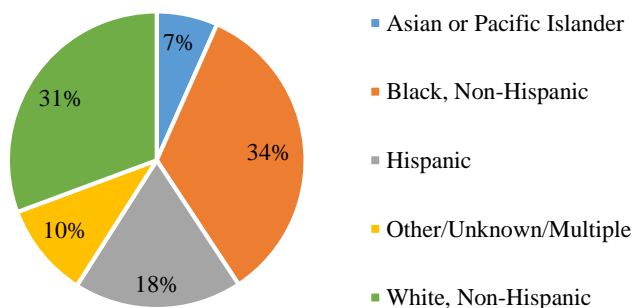
■ Unknown ■ Female ■ Male



Age Group



Ethnicity



The median* age of Fall 2019 curriculum students is 23.

*Median is the middle number when the data are arranged from least to greatest. It is a more accurate representation since it eliminates the effects that outliers have on the mean.

COMPLETIONS (2018-2019)

Curriculum Programs	Count	Continuing Education	Count	Adult High School & GED®	Count
Associate	612	Fire Protection	390	AHS	62
Certificate	670	Emergency Medical Services	2285	GED®	74
Diploma	121	Nurse Aide I & II	206	High School Equivalency	43
		Phlebotomy	30		
		Esthetician Technology	30		
Total Credentials	1,403	Total Credentials	2,941	Total	179
Total Graduates	983	Total Completers	1,251		

COURSE SECTIONS BY DELIVERY METHOD (Fall 2019)

Traditional Seated	473	Internet	241
Hybrid	30	Blended	91

CURRICULUM PROGRAMS (2018 – 2019)

<u>Department</u>	<u>Number of Programs of Study</u>	<u>Number of Credentials Available</u>
Arts, Sciences, and University Transfer	5	5
Public Safety	5	10
Career Technologies	21	67
Center for the Global Learner	1	4
Health Technologies	14	27
Total	45	113

FINANCIAL PROFILE

<u>Students Receiving Financial Aid</u>			<u>Revenue and Expenditures</u>		
	<u>2017-18</u>	<u>2018-19</u>		<u>2017-18</u>	<u>2018-19</u>
Number of Students	3,182	3,117	Operating Revenue	\$8,650,205	\$8,717,088
Total Award Amount	\$15,427,149	\$15,543,079	Non-Operating	\$38,195,710	\$38,558,693
Average Award Amount	\$4,931	\$4,986	Total Revenue	\$46,845,916	\$47,275,781
Total Disbursed Amount	\$13,049,976	\$12,772,642	Total Expenditures	\$45,591,150	\$47,253,583
Average Disbursed Amount	\$4,171	\$4,097			

FACULTY AND STAFF (2018 – 2019)

Full-Time
337 Personnel (134 Faculty and 203 Staff)

Part-Time*
456 Personnel (403 Faculty and 53 Staff)
*Includes Continuing Education faculty and work-study students

LIBRARY (July 1, 2018 – June 30, 2019)

Physical Books	35,580	Digital/Electronic Books	202,469	Databases	140
General Circulation	9,749	Interlibrary Loan Items Provided	187	Physical Media	2,712
Digital/Electronic Circulation	6,134	Interlibrary Loan Items Received	103	Digital/Electronic Media	39,892

PROGRAMS WITH ADDITIONAL CERTIFICATION / ACCREDITATION

Associate Degree Nursing	Early Childhood Education	Pharmacy Technology
Automotive Systems Technology	Health Information Technology	Practical Nursing
Basic Law Enforcement	Medical Assisting	Surgical Technology
Dental Laboratory Technology	Occupational Therapy Assistant	Respiratory Therapy
Emergency Medical Services	Opticianry	

CONTACT INFORMATION

Main Campus	1637 Lawson Street, Durham, NC 27703	919-536-7200
Northern Durham Center	2401 Snow Hill Road, Durham, NC 27712	919-536-7240
Orange County Campus	525 College Park Road, Hillsborough, NC 27278	919-536-7238
Social Media	Facebook Twitter YouTube LinkedIn Instagram	